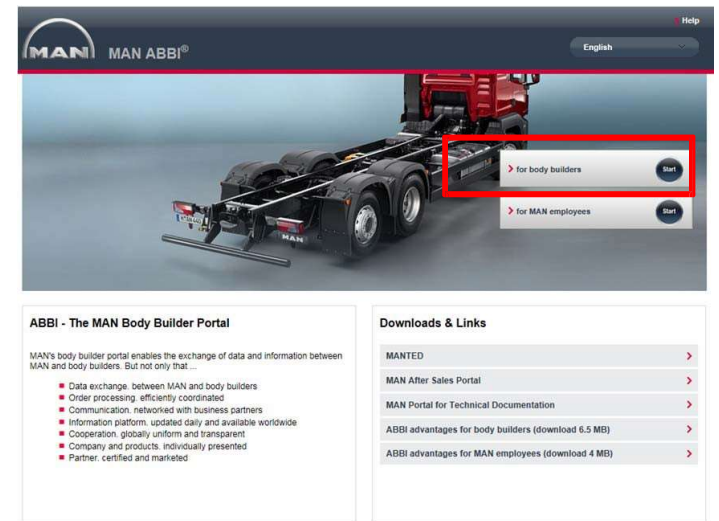


How to register

1. Please enter: www.abbi.man.eu

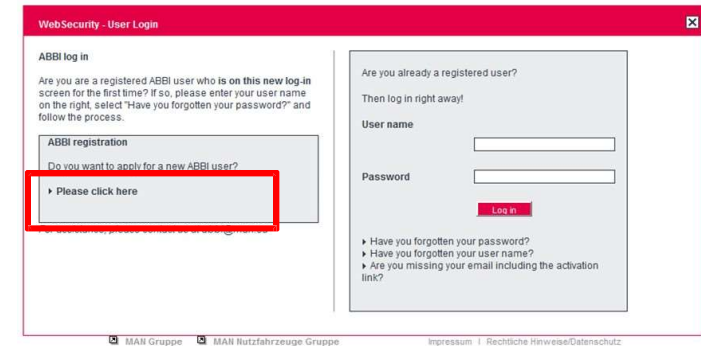


2. Click „For body builders“.



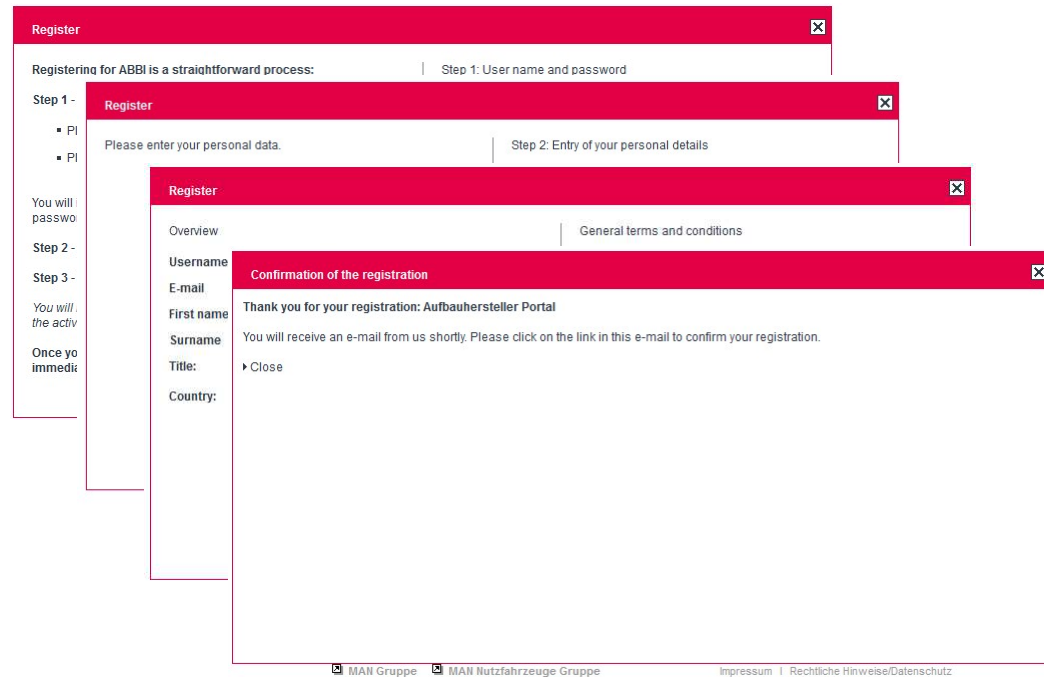
3. ABBI registration box: Select „Please click here“

and follow the process...



How to register

4. Key in your personal data.

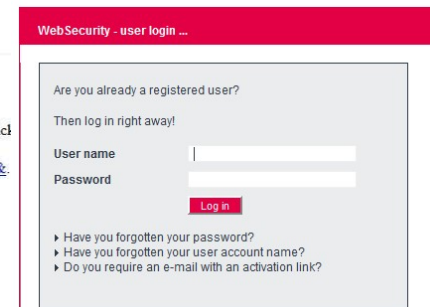


5. You'll receive a Mail. Klick on the link and enter Username and Password.

To: abbitest60
 From: Man Truck & Bus Ag <self.registration@man.eu>
 Message Id: 1489151688-100074313030-abbitest60
 Subject: Activate your account
 Received: Fri Mar 10 2017 14:14:48 GMT+0100

Dear abbi test60,

You have registered with the account "abbitest60". To activate your account please click [/sit/mnabbiwebapp/logon.do?websjtc=mnabbi&popup=/wslogin/wsfb1/registration/regConfirmation.do%3Fm%3Dabbi%2Fst60%40mailinator.com%26t%3D1bas5muid2&](#)



How to register

6. Please fill out requested personal data...

7. ... and your company's ID Number and save it.

Note: please do not create a new company profile, if your company is already created in ABBI. Ask your colleagues for this ID Number – they will find it in your company profile - or send an Email to: abbi@man.eu)

The screenshot shows the registration interface for MAN ABBI. At the top, there is a header with the MAN ABBI logo and a 'Logout English' button. Below the header, the page is titled 'Registration'. The main content area is divided into several sections:

- Actions:** A section titled 'Your profile and your company data' with a help icon. It contains a message: 'Hello! In this step, we would ask you to please enter additional profile data and your company data just once before using the body builder portal. As an alternative to your company data you can enter your company's body builder ID. You can obtain this from a colleague who is already registered or from the ABBI Hotline. Fields marked with an asterisk * are obligatory.' There are 'Save profile data' and 'Cancel' buttons.
- Type of company:** A section titled 'Type of company (multiple selections possible!)' with radio buttons for 'Body builder/fitler', 'Importer', 'Converter', and 'Trailer manufacturer'.
- Data of person:** A section with various input fields:
 - Solution: Mr Mrs
 - Title:
 - First name *:
 - Surname *:
 - Telephone *:
 - Mobile phone:
 - Position*:
 - Other position:
 - Activity *: Owner/ managing director, Development/ Design, Marketing, Other activity:
- Account/login name *:**
- MAINTED user name:**
- Selecting a language:**
- Reason for registration*:**
- Other activity:**

At the bottom of the form, there is a red box highlighting the 'Body builder ID' field, which contains the value '1461'. Below this field are 'Save profile data' and 'Cancel' buttons.

8. After being activated by MAN, you'll have access to MAN ABBI®.

Do you have any questions? Please let us know: abbi@man.eu